

Suture Retention Device

A unique and effective method to secure a purse-string suture following fistula intervention. Suture tension adjustments at the push of a button. Clear visibility of exit site. Enhanced patient comfort. Easy suture removal.

May not be available for all OEM applications.

Single use. Sold packaged sterile. For non-sterile and other packaging options, please contact a Merit OEM representative.

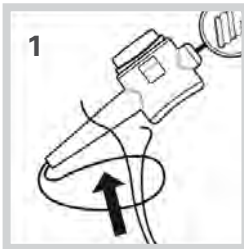
SEE RELATED PRODUCTS



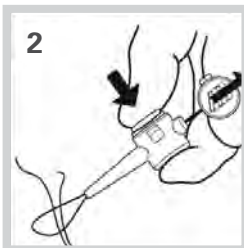
Needles

Suture Retention Device

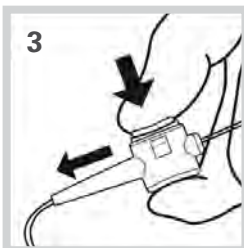
Easy, Step-by-Step Instructions



Place purse-string suture around the sheath; feed free ends of the suture through the snare loop of the device.



Depress the white button; pull the green tab to thread the free ends of the suture through the device. Discard green pull tab.



Depress the white button and slide the SLIP-NOT forward to produce tension. Release the white button to secure the suture within the device.



SLIP-NOT®
SRD100